



RB30 Series Laboratory Microscopes



RB30 Laboratory Microscope Features



Plan Achromat Infinity Corrected Objectives

Part #	Objective	N.A.	W.D.
FPLN2	2x	0.06	5mm
FPLN4	4x	0.10	11.9mm
FPLN10	10x	0.25	12.1mm
FPLN20	20x	0.40	1.5mm
FPLN40	40x	0.65	0.36mm
FPLN50	50x oil	0.95	0.19mm
FPLN60	60x	0.85	0.30mm
FPLN100	100x oil	1.25	0.18mm



Plan Phase Contrast Infinity Corrected Objectives

Phase contrast can be achieved by performing simple phase contrast using a phase contrast slider and a phase 40x objective lens. Full phase contrast setup is shown below and includes turret condenser with stops for BF, PH1, PH2, PH3, PH4 or BF, BD, PH1, PH2, PH3, phase centering telescope, plan phase contrast infinity corrected objectives and green interference filter.

Part #	Objective	N.A.	W.D.
FPL-PH10	10x	0.25	12.1mm
FPL-PH20	20x	0.40	1.5mm
FPL-PH40	40x	0.65	0.36mm
FPL-PH100	100x oil	1.25	0.18mm



RB30 Laboratory Microscope Features



Adjustable Eyepieces

Eyepieces have an interpupillary distance adjustable from 50~75mm. Eyetubes can be rotated 360°. Eyepoint risers have been eliminated by rotating the eyepiece tube when the interpupillary distance is 65mm, resulting in a 34mm higher eyepoint.

Focusing C-Mount Adapters



Part #	C-Mount	Camera Chip Size
RB30-CMT0.35x	0.35x	1/4" - 1/3"
RB30-CMT0.5x	0.5x	1/2" - 1/1.8"
RB30-CMT0.65x	0.65x	2/3"
RB30-CMT1x	1.0x	2/3" - 1"



Stable Body and Safety Handle

The triangular design of the microscope body ensures stability and reduces the chance for vibration while viewing samples. The handle on the back of the microscope body encourages safe transportation of the microscope.

RB30 Models Available

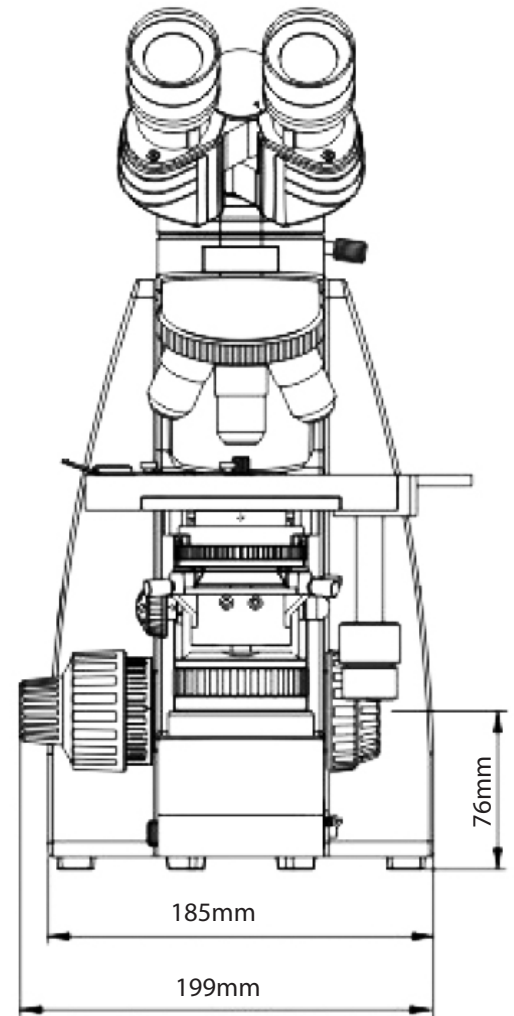
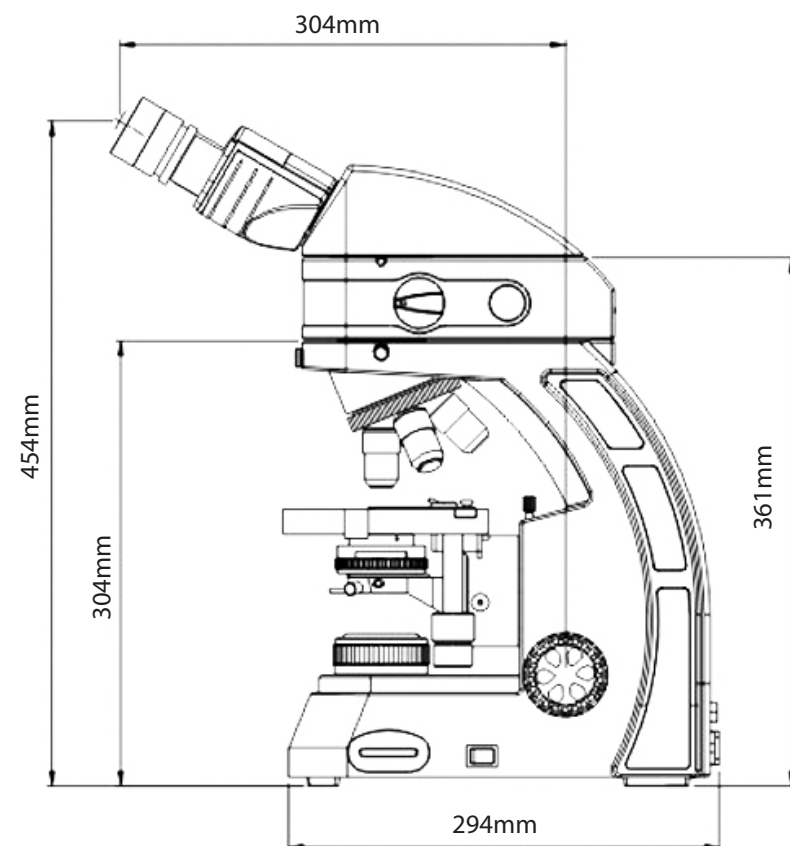
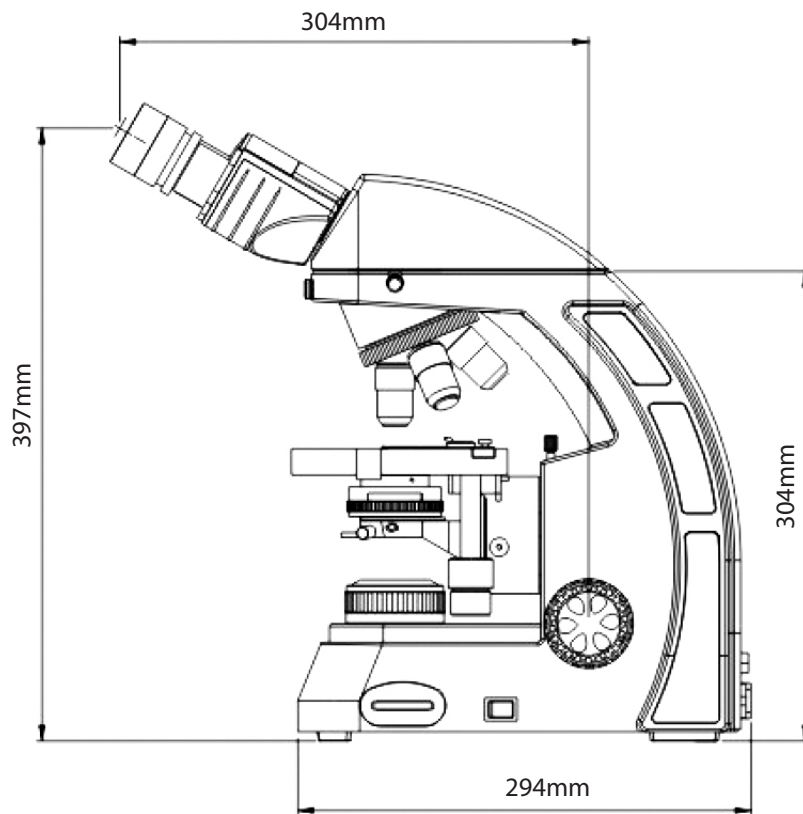
The RB30 microscope is available in a binocular, trinocular and fluorescence module model.

RB30 Laboratory Microscope Specifications

Optical System	Infinity Color Corrected Optical System
Viewing Head	30° gemel binocular head. Eyetubes rotate 360°. Interpupillary distance adjustable 50~75mm.
	30° gemel trinocular head. Eyetubes rotate 360°. Interpupillary distance adjustable 50~75mm. Beam splitter ratio = 50:50 when engaged.
Eyepieces	PL-WF 10x widefield, plan eyepieces, FN20. Dual diopter with +/-5 adjustment. Accepts 26mm diameter reticle.
Objective Lenses	Infinity Corrected Plan Achromat 4x, 10x, 20x, 40x, 50x oil, 60x, 100x oil.
	Infinity Corrected Plan Phase 10x, 20x, 40x, 100x oil.
Nosepiece	Reversed quintuple nosepiece with analyzer slot.
Focus Adjustment	Coarse focusing adjustment 30mm with tension adjustment and limit set. Fine adjustment precision of 0.002mm.
Stage	150 x 140mm mechanical stage with low-position controls. Movement range of 76 x 50mm, precision 0.1mm.
Condenser	N.A. 1.25 Koehler illuminator condenser with slot for phase contrast or darkfield slider.
	Phase contrast turret condenser with stops for BF, PH1, PH2, PH3, PH4.
	Phase contrast turret condenser with stops for BF, DF, PH1, PH2, PH3.
Illumination	3W LED illuminator with rheostat control, 100V~240V.
Phase Contrast	Phase centering telescope, green interference filter, phase objectives & condenser.
Polarization	360° rotatable analyzer and polarizer.
Darkfield	Darkfield slider allows for darkfield observation 4x-40x.
C-Mount Adapters	0.35x, 0.5x, 0.65x, 1x.
Reticles	Variety of 26mm Ø reticles available including: grid, ruler, cross-line, etc. Metric or inches.



RB30 Laboratory Microscope Dimensions



info@feinoptic.com